



Variable Secondary Pressure Flow Controller (Not subject to outlet pressure variations)

MODEL 2203 SERIES

A flow controller is a differential pressure regulator designed to control minute gas flows with precision and keep a certain constant flow rate. Model 2203 Variable Secondary Pressure Flow Controller is a control valve that keeps mass flows at a constant rate under a given constant level of supply pressure even when the load pressure on the secondary side (outlet side) fluctuates, and its construction is designed so that the performance of its precision control over flows to the set flow rate is maintained by the incorporated precision needle valve without being affected by such fluctuations.

Features

- **Stable flow control**
A non-rotary needle valve composed of high-precision components ensures smooth control of minute flows.
- **Not subject to load pressure fluctuations**
The incorporated precision needle valve protects flows from being affected by secondary or outlet pressure fluctuations, so the product is a 'must-be' tool in the first stage of any flow control line.
- **Cleanliness ensured**
All the components are super-cleaned before assembly so that the product can be safely used even on instruments for analysis for which cleanliness is essential.

Applications

- Gas chromatographs
- Environmental instrumentation systems
- Gas mixing systems in various fields

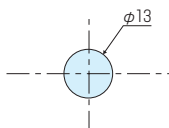
Standard Specifications

Model	2203
Flow rating	10 ML/MIN - 20 L/MIN
Control accuracy	Within $\pm 1.0\%$ of the set value to load pressure fluctuations (on condition of 0.05 MPa or more of inlet/outlet differential pressure)
Needle valve rotating speed for adjustment	Approx. 12-13 turns
Max. operating pressure	(A) 0.8MPa (SS) 0.95MPa
Max. working temperature	(A) 70°C (SS) 120°C
Materials of parts exposed to fluids	A: Al, Brass, POM, NBR SS: SUS 316, Viton, fluorocarbon resin
Connection end	M8+Rc1/8

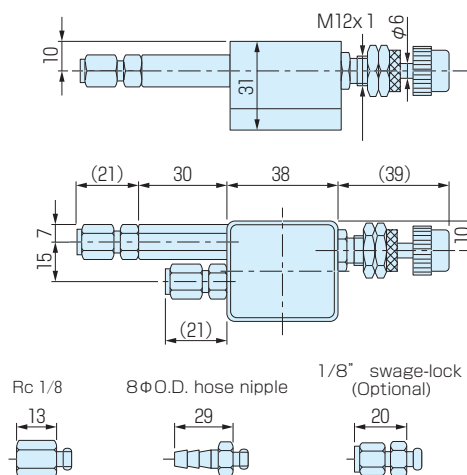
Optional Items

- IN side filter joint Model 2300B
- Connection joint

Panel cut



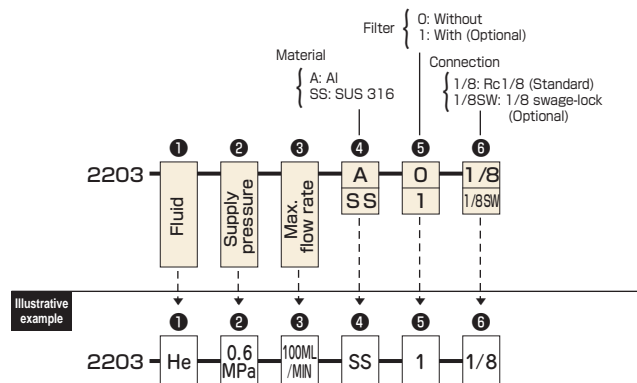
Dimensions



Notes:

- For information on available types of connection ends and filter joints other than those standard.
- You may specify the supply pressure, fluid and flow rate of your equipment for our selection of the type that most suits your requirements.
- Use the values on Table of Rated Flow Ranges for reference purposes only.

Ordering



* Refer to "Ordering" and "Illustrative Example" when placing an order or requesting a quotation. Fill in the blanks in the "Order/Quotation Request Card" at the end of the catalog, and send the card by fax.